



How to guide ...




1. To make your creepy crawly, take a coloured lolly stick and four pipe cleaners of any colour you like and wrap the pipe cleaners around the stick to make eight hairy legs. Shape them as you like.




2. Stick two wiggly eyes onto pom poms and let them dry before gluing them onto your lolly stick to finish your creepy crawly.



3. For the web, print off our spider web template from espo.org and place cling film on top of the template. Using PVA general purpose glue, trace over the lines to form the shape of the web.



4. Sprinkle with glitter and leave in a warm, dry place to dry overnight. Once the glue has fully dried, peel off the cling film, shake off any excess glitter and hang together using string or cotton thread.



What you can use ...



Bumper Craft Tray

178268 Class Pack £22.48

Includes:

Lolly Sticks
Glitter
Wiggly Eyes
Pom Poms

Acrylic Gemstones
EVA Foam Shapes
Ribbons
Tissue Paper



PVA Washable Adhesive

205699 Class Pack of 24 x 180ml £11.87



Cling Film, 300mm x 300m

72885 Each £3.80



Thin Cotton Twine String No 6 ball, 2mm dia.

97012 250g £1.30

Printable web template available from espo.org

